COMMERCIAL 14' and 17' AQUATRAINERS

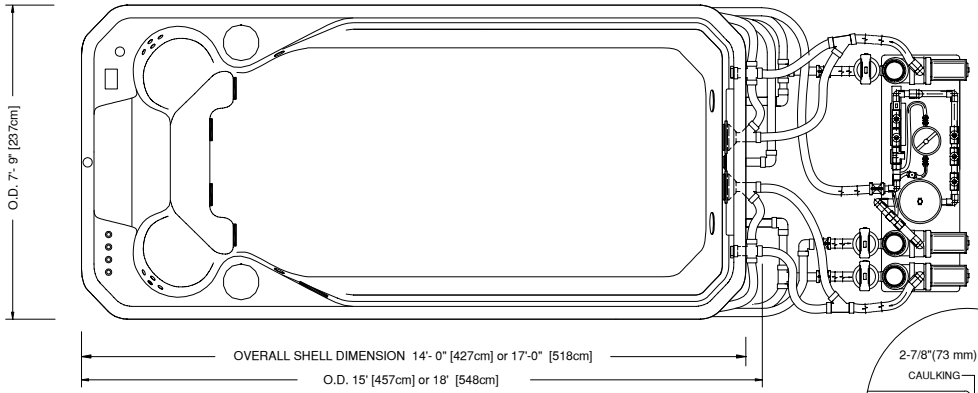

PLAN VIEW
O.D. 15' [457cm] or 18' [548cm]

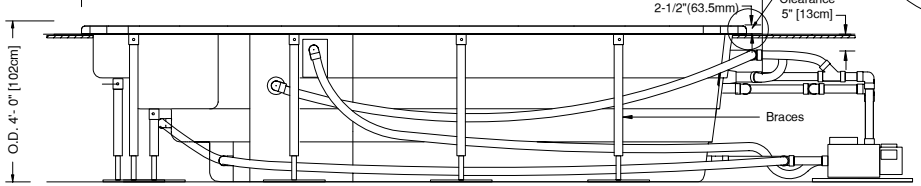

ELEVATION

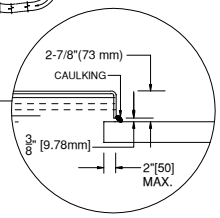

SHELL DIMENSIONS

LENGTH	WIDTH	HEIGHT
14'-0" [427 cm]	7'- 9"[237 cm]	4'- 0" [122 cm]
17'-0" [518 cm]	7'- 9"[237 cm]	4'- 0" [122 cm]

INSTALLATION DIMENSIONS

LENGTH	WIDTH	HEIGHT
15'-0" [457 cm]	7'- 9"[237 cm]	4'- 0" [122 cm]
18'-0" [548 cm]	7'- 9"[237 cm]	4'- 0" [122 cm]

VOLUME:	WEIGHT EMPTY	WEIGHT FULL
@1706 Gl / 6458 Lt	15500 lbs / 7030 kg	1200 lbs / 545 kg
@2208 Gl / 8357 Lt.	19900 lbs / 9026 kg	1800 lbs / 816 kg

All equipment UL and UL-C approved.

14' MODEL HYDRAULIC DESIGN

SPA VOLUME 1706 usg
6457 Litre
TURNOVER 30 minutes
FILTER FLOW RATE
57 usgpm @ 74' T.D.H.
215 LPM @ 22.5 M hd
FILTER AREA 200 sq.ft.
18.58 sq.m.
OPERATING @.324 usgpm/sq.ft.
@ .79 m /hr/ m.^{3}
FILTER PUMP 1 hp
2 - Sidewall Suction Fitting
TOTAL OPEN AREA OF MAIN DRAINS
12.1sq.in./ 78.5 sq.cm.
VELOCITY THROUGH MAIN DRAINS
1.5 ft.sec/ 0.457 m. sec

BOOSTER PUMPS
2 - 4 hp 386 usgpm ea.
1461 Lpm ea.
8 - Sidewall Suction Fitting
TOTAL OPEN AREA OF MAIN DRAINS
96.17 sq.in./ 620.3 sq.cm.
VELOCITY THROUGH MAIN DRAINS
1.5 ft.sec/ 0.457 m. sec

17' MODEL HYDRAULIC DESIGN

SPA VOLUME 2208 usg
8357 Litre
TURNOVER 30 minutes
FILTER FLOW RATE
74 usgpm @ 74' T.D.H.
279 LPM @ 22.5 M hd
FILTER AREA 200 sq.ft.
18.58 sq.m.
OPERATING @.369 usgpm/sq.ft.
@ .90 m /hr/ m.^{3}
FILTER PUMP 1 hp
2 - Sidewall Suction Fitting
TOTAL OPEN AREA OF MAIN DRAINS
15.75sq.in./ 101.6 sq.cm.
VELOCITY THROUGH MAIN DRAINS
1.5 ft.sec/ 0.457 m. sec

BOOSTER PUMPS
2 - 4 hp 386 usgpm ea.
1461 Lpm ea.
8 - Sidewall Suction Fitting
TOTAL OPEN AREA OF MAIN DRAINS
96.17 sq.in./ 620.3 sq.cm.
VELOCITY THROUGH MAIN DRAINS
1.5 ft.sec/ 0.457 m. sec

SPECIFICATIONS

1.1 The shell of the hot tub shall be manufactured of vacuum formed acrylic (.187 sheet) in one of three colours; Solitude White Quarite, light blue Caribbean Quarite or Twilight Grey Granite. Hot tub shell overall dimensions 14' MODEL 168" x 93" x 48" deep. 17' MODEL 204" x 93" x 48" deep.

1.2 The acrylic shall be further reinforced with fiberglass resins but may require additional on-site bracing supports (customer's responsibility) under the steps and seats.

1.3 The shell shall have the following fittings:
- 8 Hydrotherapy jets
- 2 Wide mouth skimmer, (N.S.F. Listed)
- 1 Built in bottom drain
- 3 Counter current swim jets
- 2 Air control valves
- 1 Water level tank fitting with remote water level control tank
- 2 Thigh excercise jets

1.4 The hot tub will be insulated with a coating of polyurethane foam, factory plumbed and hydrostatically tested.

1.5 Recommended HCSP 1-4 mechanical support system will be shipped on a separate plastic base and shall consist of:

QTY.
- 1 1 hp filter pump, 208 volt three phase (N.S.F. Listed)
- 1 100 sq.ft. cartridge filter 9N.S.F. Listed)
- 1 4 hp counter currentr pumps 208 volt three phase (N.S.F. Listed)
- 1 12 kW electric heater 208 volt thee phase c/w flow switch
- 2 Inline thermometers c/w thermowell
- 1 Inline flowmeter
- 1 Brominator (N.S.F. Listed) with normally closed solenoid valve
- 1 Acid feed pump with 15 gal solution tank c/w lid
- 1 10 Minute timer for jet pump c/w contactor
- 1 Water level controller with overflow (located at the shell
- 2 VA2000 Vacuum Release devices (ASME A112.1917-2002 Listed)
- 1 Pool Link 103F water quality controller with flow switch and probe chamber

1.6 Handrail with anchor and escutcheon plates.

1.7 Warranties shall be 5 year on the shell structure, 2 years on the acrylic surface and one year on the plumbing, mechanical equipment and accessories. On-site plumbing is NOT covered.

1.8 Installation items NOT covered by this specification and considered "by others" are
Plumbing between the spa shell and mechanical equipment location.
Electrical connections, motor, heater and component connections including motor starters.
Decking and access steps including deck drains.
Supports under the seats and steps of the shell.

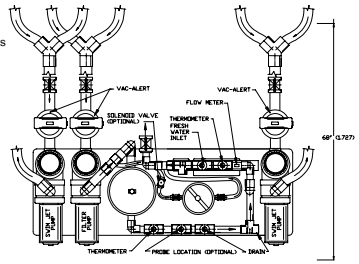

PLAN VIEW

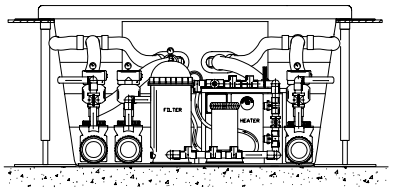

ELEVATION

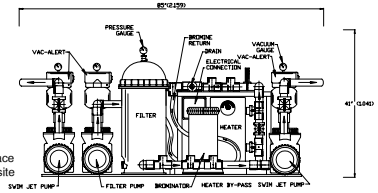

SIDE PROFILE

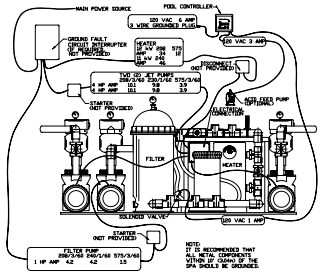

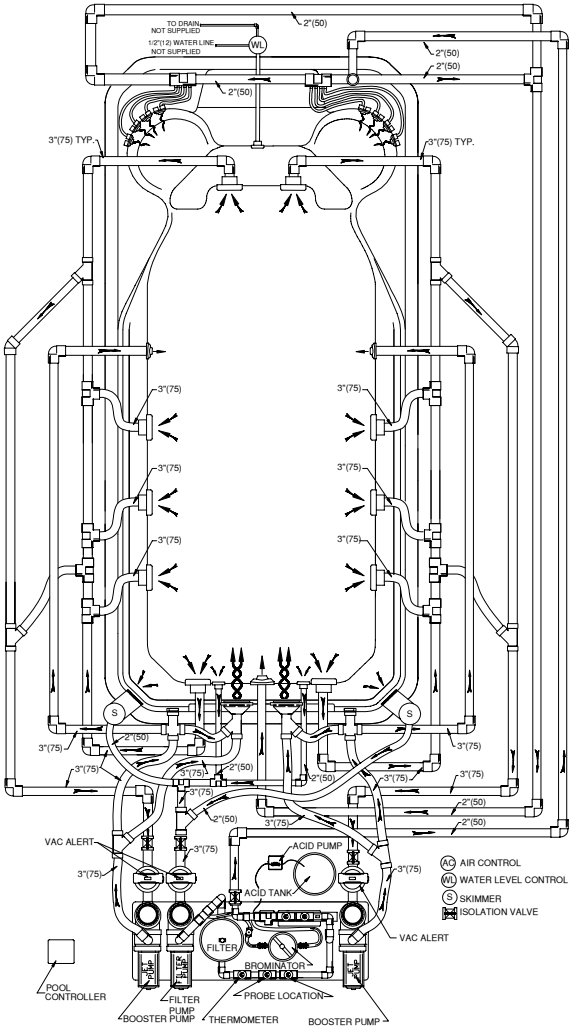

This drawing and the ideas, concepts, illustrative and written information represented thereby are the confidential and proprietary property of Advanced Pool Services Reproduction of all or any part of this drawing or prints thereof, or other unauthorized utilization of any confidential and proprietary property contained herein without the permission of Advanced Pool is forbidden.

No.	Date	Description

Revisions

ADVANCED COMMERCIAL POOL GROUP
254 ATTWELL DRIVE
TORONTO, ONT.
M9W 5B2
(416) 752-4820
rbacci@advancedcpg.ca

Project

Title
HYDROPOOL
Model Aquatrainer 14'/17'

Drawn By	reb
Scale	n.t.s.
Date	Feb.11/05
Ch'd By	
Job No.	1102005

1